



## Quick Connection Terminal Block QTC

<b>Article description</b>	<b>QTC 1,5-QUATTRO *</b>
Article no.	3205077 *
<b>EC-TYPE EXAMINATION CERTIFICATE IECEX-CERTIFICATE</b>	<b>KEMA 03ATEX2557 U *</b> <b>IECEX KEM 07.0015 U *</b>
Marking	
Assembly on mounting rails	NS 35 acc. to EN 60715-TH 35
Frequency of circuit at same cross-section	100
Assembly instructions	See page 2
Operating temperature range	-45 °C ... +90 °C
Wiring temperature range	-10 °C ... +90 °C



### Technical data according to IEC/EN 60079-7 (increased safety „e“)

Rated insulation voltage	500 V	
Rated voltage	550 V	
Nominal current	16 A	
Max. rated current	16 A	

### Connection capacity

Rated cross-section	1,5 mm <sup>2</sup>	AWG 16
Connectable conductor cross-section	0,25 - 1,5 mm <sup>2</sup> rigid and flexible	AWG 24 - 16

### Data of insulation material

Description	PA 6.6	
Creep resistance acc. to IEC 60112 / material group	CTI 600 / I	

Accessories	Description	Article no.	
Cover	D-QTC 1,5-QUATTRO	3205161	
	FBS 2-5	3030161	
	FBS 3-5	3030174	
	FBS 4-5	3030187	
	FBS 5-5	3030190	Max. 16 A / 1,5 mm <sup>2</sup>
	FBS 10-5	3030213	
FBS 20-5	3030226		
Jumper			

\* valid for colour variants

## Important assembly instructions – increased safety „e“

The Quick Connection Terminal Blocks are suitable for use in enclosures in atmospheres with flammable gases or combustible dust. For flammable gases these enclosures must satisfy the requirements according to IEC/EN 60079-0 and IEC/EN 60079-7. For combustible dust these enclosures must satisfy the requirements according to IEC/EN 60079-31.

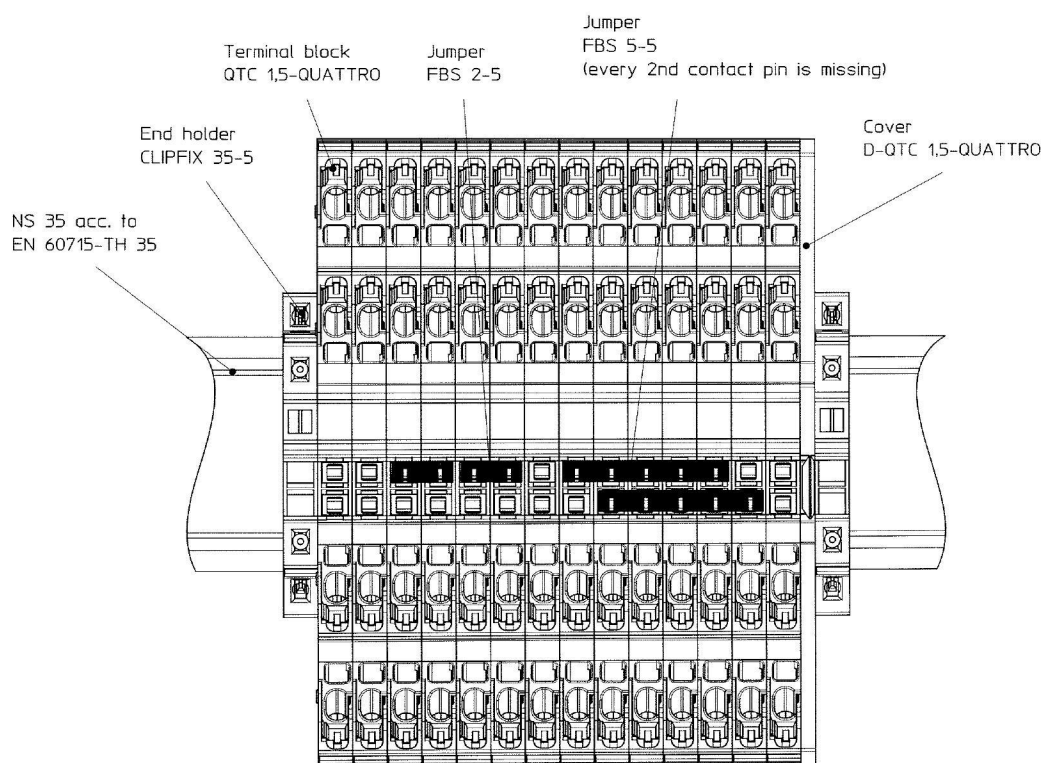
When assembling with other certified series and sizes of terminal blocks and using accessories designed for the purpose, the required creepage distances and clearances have to be observed.

When using the jumpers to achieve a skipped bridging the rated voltage is reduced to 352 V. When using reducing bridges or cut-to-length plug-in bridges data and examples of use have to be observed as enclosure.

If conductors with smaller cross section than the rated cross section are used, the assigned lower current has to be specified in the EC-Type Examination Certificate of the complete apparatus.

The Quick Connection Terminal Blocks may be used, based on the self-heating when used at the nominal current and at ambient temperatures of -45 °C to +40 °C at the mounting position in electrical apparatus, e.g. junction and connection boxes, for temperature class T6. When the Terminal Blocks are used in electrical apparatus of temperature classes T1 up to T5, the highest temperature of the insulating material shall not exceed the maximum value of the operating temperature range.

The Terminal Blocks and their appropriate accessories have to be assembled as specified below.



## Operational instructions – Intrinsic safety “i”

IEC/EN 60079-14 Clause 12 describes modular terminal blocks as simple apparatus when used in intrinsically-safe circuits. Testing by a notified body and marking is not required. If terminal blocks be identifiable as part of an intrinsically circuit are marked by a colour, the colour used shall be **light blue**.

Testing for compliance to intrinsically safe requirements including clearance, creepage, and solid insulation distances specified in IEC/EN 60079-0 and IEC/EN 60079-11 have been performed for circuits up to **60 V**.

Compliance with distance requirements of IEC/EN 60079-14 Clause 12.2.3 for the connection of separated intrinsically-safe circuit accessories is met. A minimum distance of 50 mm to separate clamping units of intrinsically-safe and non intrinsically-safe circuits is required through the use of a separating plate or similar device.

## Attestation of Conformity

The above-mentioned product conforms with the most important requirements of directive 2014/34/EU (ATEX directive) and its amending directives. The following pertinent standards were consulted for evaluating the conformity:

- IEC 60079-0/EN 60079-0
- IEC 60079-7/EN 60079-7


For the complete list of relevant standards, including the issue status, see certificate of conformity. This is available for download at [www.phoenixcontact.com](http://www.phoenixcontact.com) in the e-shop under the category manufacturer's declaration.

Conformance with the provisions of the ATEX directive was certified by the following notified body:

Notified Body: DEKRA Certification B.V.  
Address: Utrechtseweg 310, NL-6812 AR Arnhem, The Netherlands [Ident.-No.: 0344]  
Certificate: KEMA 03ATEX2557 U, 2012-11-30  
(No., Date)

This attestation certifies the conformity with the indicated directive, it does not, however, covenant any characteristics. The instructions for safety and installation have to be observed.

PHOENIX CONTACT GmbH & Co. KG  
Flachmarktstraße 8  
32825 Blomberg  
Germany

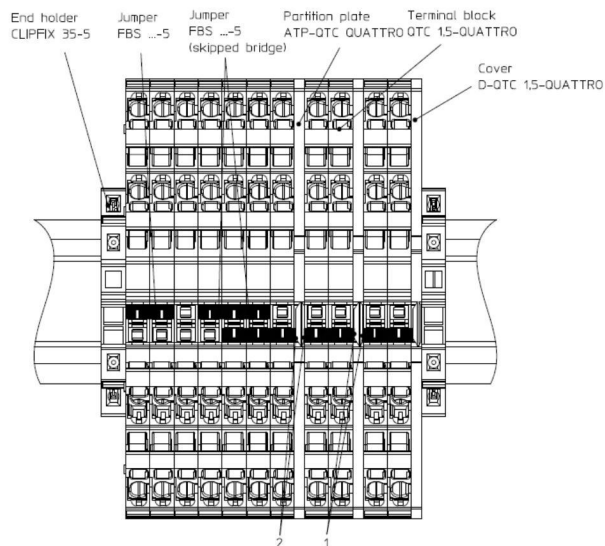
 +49 – (0) 52 35 – 3-00

 +49 – (0) 52 35 – 3-4 12 00

 [www.phoenixcontact.com](http://www.phoenixcontact.com)

## Enclosure

### Notes on the application of cut-to-length plug-in bridges



Depending on the separating plate between directly facing plug-in bridges, the rated voltages reduces to

- 1) 220V with D-QTC 1,5-QUATTRO
- 2) 275 V with ATP-QTC QUATTRO

when using cut-to-length plug-in bridges.

Other combinations as presented are not permissible and therefore not covered by the certificate.